

Session B: Rural Data Sharing and Health Information Exchange

AUGUST 30

3:30 – 5:00

Rural RHPs/projects
discuss successes
and challenges with
implementing
data sharing
initiatives and Health
Information
Exchanges

RHP 16:

*KATHY LEE, MBA, DIRECTOR,
SPECIAL PROJECTS AND
COMMUNITY LIAISON,
CORYELL MEMORIAL HOSPITAL*

• RHP 19:

*REBECCA MCCAIN, MHA, CEO
ELECTRA MEMORIAL HOSPITAL*

Overview of Current Environment

The White Space in Texas

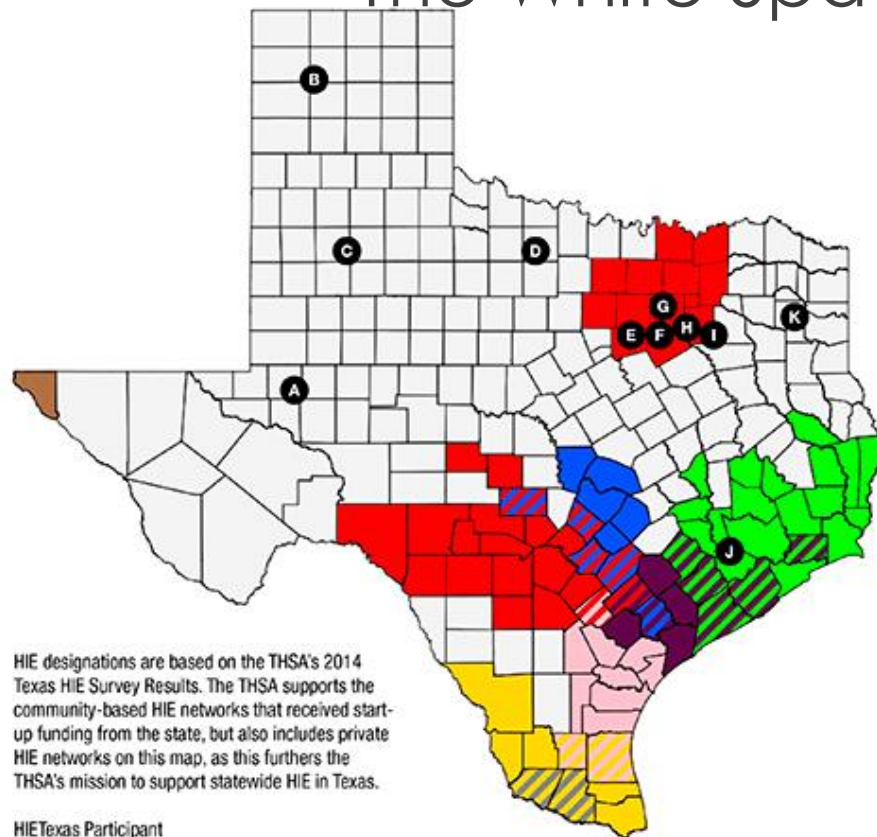
KEY

Community-Based HIE Networks*

- Greater Houston Healthconnect**
- Health Information Network of South Texas
- Healthcare Access San Antonio**
- Integrated Care Collaboration**
- Paso del Norte HIE
- RioOne HIE
- Rio Grande Valley HIE
- SETHS Operated Provider HIE
- ▨ Served by two community-based HIEs

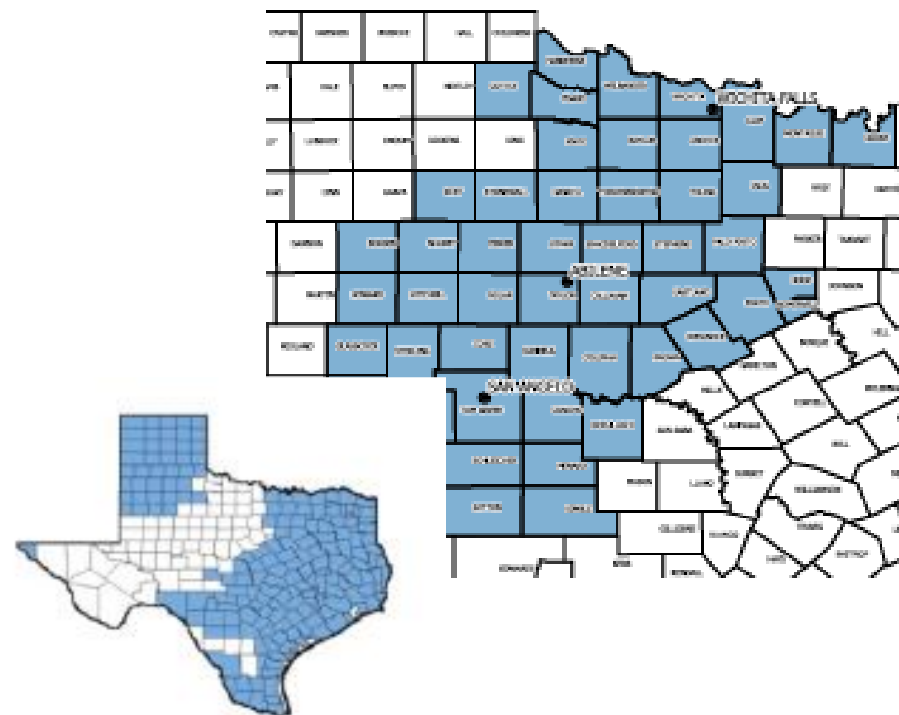
Private HIE Networks*

- Ⓐ Ector County HIE
- Ⓑ Amarillo Legacy Medical ACO
- Ⓒ LEAP (Lubbock HIE)
- Ⓓ Texoma HIE
- Ⓔ THR
- Ⓕ JPS Health Network
- Ⓖ Sandlot HIE
- Ⓗ Texas Children's Medical Center
- Ⓘ Tenet
- Ⓝ Memorial Herman
- Ⓚ FirstNet Exchange



* HIE designations are based on the THSA's 2014 Texas HIE Survey Results. The THSA supports the community-based HIE networks that received start-up funding from the state, but also includes private HIE networks on this map, as this furthers the THSA's mission to support statewide HIE in Texas.

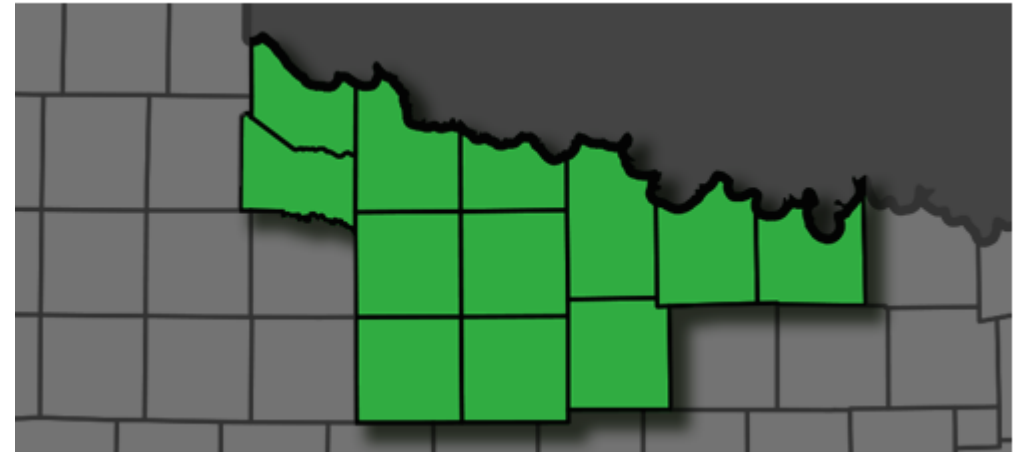
** HIETexas Participant



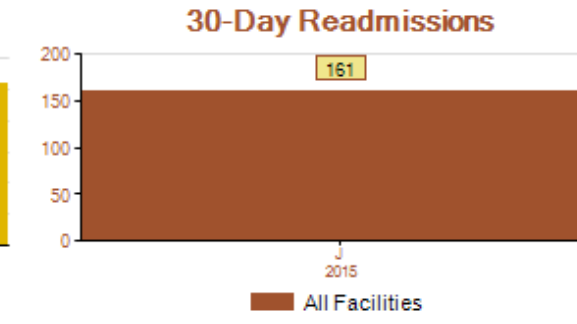
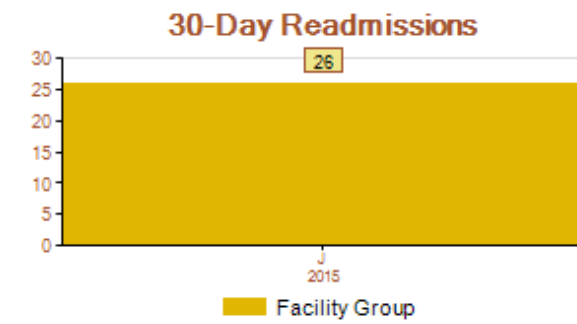
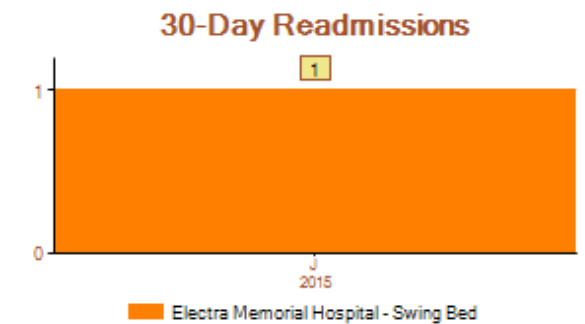
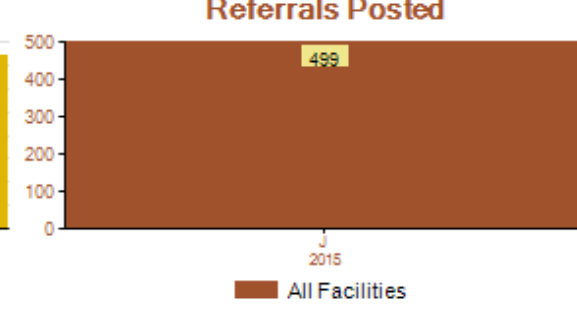
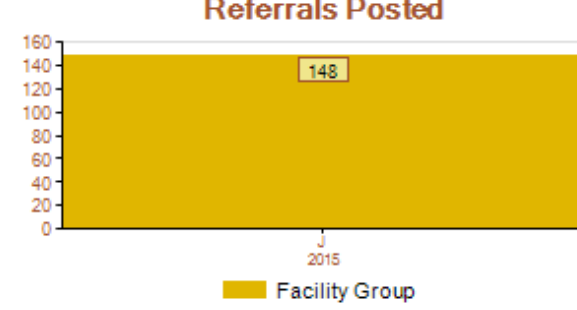
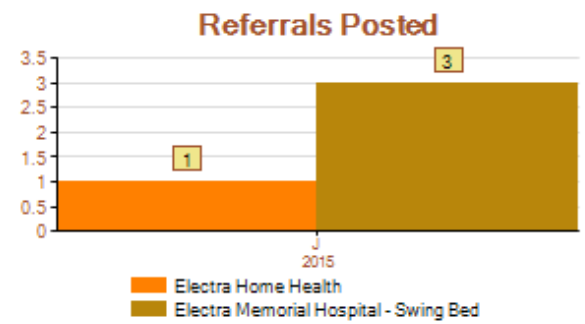
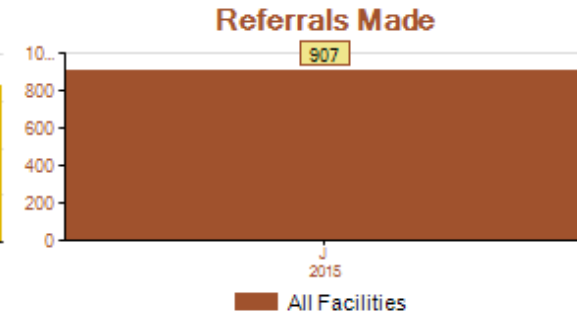
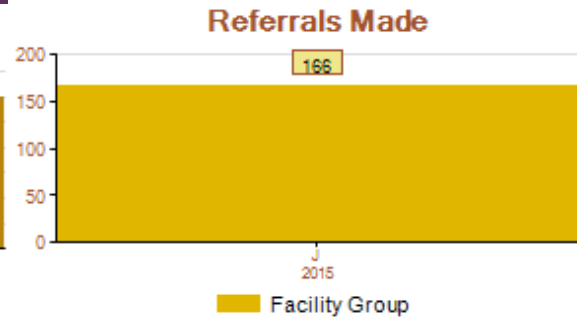
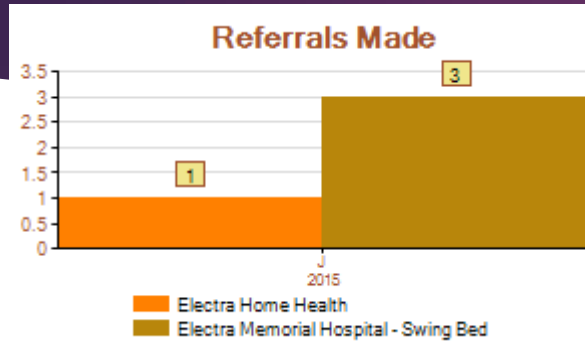
Overview of Current Environment

▶ Texoma HIE & RHP 19 Collaboration

- ▶ History
- ▶ Governance
- ▶ Work Flow
- ▶ Patient Centered
- ▶ RHP 19 Regional Project Collaboration
- ▶ Continuous Quality Improvement Strategies



Facility Dashboards



Overview of Current Environment

- ▶ Regional Projects in RHP 16 reveal need for Regional HIE

- ▶ Partners
- ▶ Referrals
- ▶ Patient Tracking
- ▶ Continuous Quality Improvement Strategies



Coryell Findings

- ▶ The 80/20 Rule
 - ▶ 20% of patients use 80% of the money, generally in healthcare
- ▶ National Rural ACO Models and Dashboards
- ▶ Care Coordination
- ▶ Alternative Payment Models

HIS Navigation



To search for a specific provider, enter their name in the search box.

Key Performance Measure	Budget 12 months 08/01/2014-08/31/2014	Program YTD 08/01/2014-08/31/2014
Variance from Budget (FY014 \$)	N/A	\$19,47
Allowed (FY014 \$)	\$43,918	\$43,826

Key Performance Measure	Budget 12 months 08/01/2014-08/31/2014	Program YTD 08/01/2014-08/31/2014
Allowed Preventable (FY014 \$)	\$10,13	\$10,53
Variance FY014 Actuals PMPY	0.23	0.43

Budget Basis

Budget Basis	0.00
Current Job Code	1.00
Budget Basis	\$10,74
Current Budget	\$10,13
W-1 Best Practice Target	0.0
W-13 A13 Domain Target	N/A
W-13 A13 Domain Score	N/A

Population Data

101,001,001 / 2014	
All Members	20,000
8.88%	Not Used
11.81%	Healthy

Provider dashboard contains only data affiliated with that Tax ID.

DSRIP Integration

Project Requirement	Metric/Deliverables	TCPI Milestone
Ensure patients receive appropriate health care and community support, including medical and behavioral health, post-acute care, long term care and public health services	Clinically Interoperable System is in place for all participating providers	Practice routinely exchanges essential health information with other members of care team outside of the practice (Phase 3)
Ensure patients receive appropriate health care and community support, including medical and behavioral health, post-acute care, long term care and public health services	PPS has protocols in place for care coordination and has identified process flow changes required to successfully implement IDS	Practice routinely exchanges essential health information with other members of care team outside of the practice (Phase 3)
Ensure patients receive appropriate health care and community support, including medical and behavioral health, post-acute care, long term care and public health services	PPS trains staff on IDS protocols and processes.	Practice routinely exchanges essential health information with other members of care team outside of the practice (Phase 3)

How do Rural Providers Benefit?

- ▶ Data = Reimbursement
- ▶ Costs
- ▶ Implementation Timelines
- ▶ Mental Health Providers
- ▶ Physician Practices
- ▶ Medicaid EHR Incentives
- ▶ Interoperability - EHR
- ▶ Is this for real?

Possible Next Steps

- ▶ Connect with your Medicaid Managed Care Plan and get patient analytics on EMS, ER and Inpatient Costs
- ▶ Share CT Scans and other diagnostic information from PCPs to Specialists without a paper (CD) trail through a cloud
 - ▶ Less expensive workaround where necessary
- ▶ Connect to Surescripts' ePCS to proactively recognize and prevent SUD
 - ▶ Providers are using technology more to better track prescribing and catch possible painkillers risks early
 - ▶ Free for Ambulatory Providers
 - ▶ Cost for Hospitals
- ▶ Connect to a Regional HIE
 - ▶ Texoma HIE Example
 - ▶ Epic Connect
 - ▶ Cerner Connect
- ▶ Connect to HIE Texas
- ▶ Connect to an HIE outside your region but in Texas

HIS Navigation



To search for a specific provider, enter their name in the search box.

Acme Healthcare | Home | Dashboard | Reports | Search...

Treo Demo (Claims paid through 9/30/2014)

seton
ACO
Seton Memorial IPA

Key Performance Measure	Rolling 12 months 07/2013-06/2014	Program YTD 01/2014-06/2014
Variance from Budget (PMPM \$)	N/A	\$19.47
Allowed (PMPM \$)	\$413.98	\$413.28

Key Performance Measure	Rolling 12 months 07/2013-06/2014	Program YTD 01/2014-06/2014
Allowed Preventable (PMPM \$)	\$103.13	\$100.93
Variance PPR Admits PKPY	(0.2)	(0.4)

Budget Basis

Base risk score	0.999
Current risk score	1.096
Base budget	\$358.74
Current budget	\$393.61
VIS Best Practice Target	80.0
VIS All Domain Target	N/A
VIS All Domain Score	N/A

Population Data
10/2013-09/2014

All Members: 259,996

6.95% Non User
41.81% Healthy

Provider dashboard contains only data affiliated with that Tax ID.

“

PERSEVERANCE

”

QUESTIONS